

2024-2025 Annual Report



Ohio College Preparatory School is a top-performing school serving the Greater Cleveland community. Ranked as the #5 charter school in Cuyahoga County with scores in the top 5% of all Ohio charter schools, Ohio College Preparatory School fosters an engaging learning environment that prioritizes academic



achievement alongside student well-being and personal development. The school offers a standards-based curriculum enriched with educational technology to enhance student learning and prepare them for success. In addition to core subjects, students participate in Physical Education and Art classes throughout the school day. A variety of clubs and after-school activities allow students to deepen their understanding of STEAM subjects, explore their talents, and engage in social-emotional learning.

Mission: To prepare students for a college preparatory high school that will ensure success and graduation from a four-year college.

Board President
Courtney Perry
Board Members

Contae Bentley | Jennifer Lastery | Laurie
A. Murphy | Robert Purina | Carla
Saunders | Ariel Watts

Authorizer

Ohio Council of Community Schools

Fiscal Officer
Dave Massa

Principal

Nova O. O'Callaghan

Vice President

Sherree Dillions

Grades Served

K-8

Students Served

164

School Year Opened

2012-2013

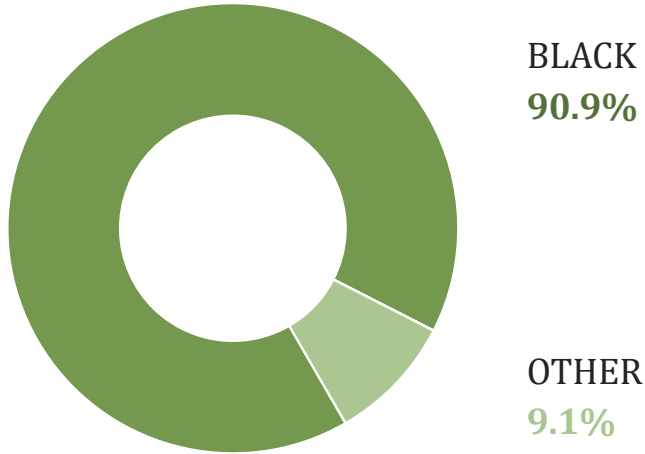
Managed By Accel Since

2017-2018



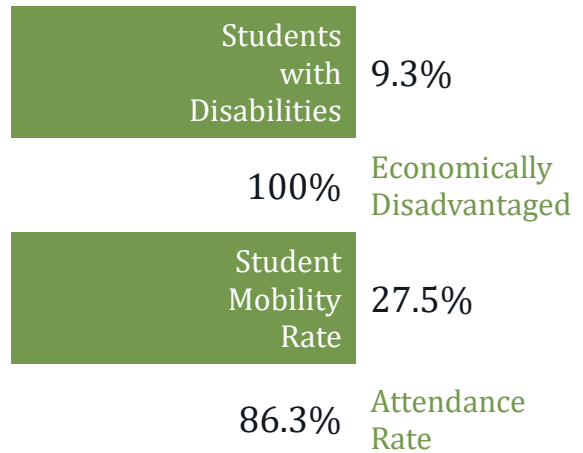
2024-2025 Annual Report

Student Demographics



NOTE: If Enrollment is less than 10, results are Not Calculated

Special Populations

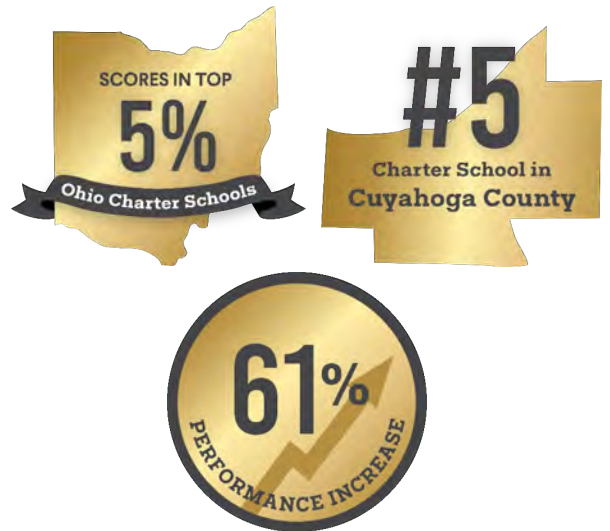


Progress towards Goals

The Performance Index increased 32 points from SY 2024 to SY 2025.

The percentage of students proficient in English Language Arts increased from 30% to 65.2% from SY2024 to SY2025. Over the same time period, Mathematics proficiency increased from 18.9% to 55.1%.

The number of discipline occurrences decreased by 80% in one year.




State Report Card

Performance Index Score 85.6	Overall Rating ★★★★★
Achievement Component ★★★	Early Literacy Component ★★
Progress Component ★★★★★	Gap Closing Component ★★★★★

Our Academic Goals

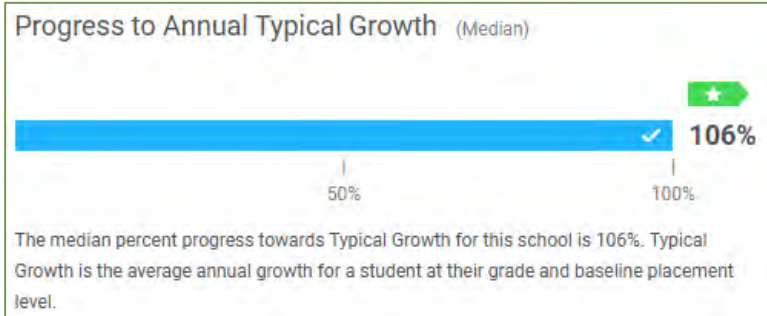
- #1 By FY2028, the overall percentage of students reaching proficiency or above on state English Language Arts and Mathematics tests will increase by 20%.
- #2 By FY2028, the discipline occurrences will decrease by 20%.



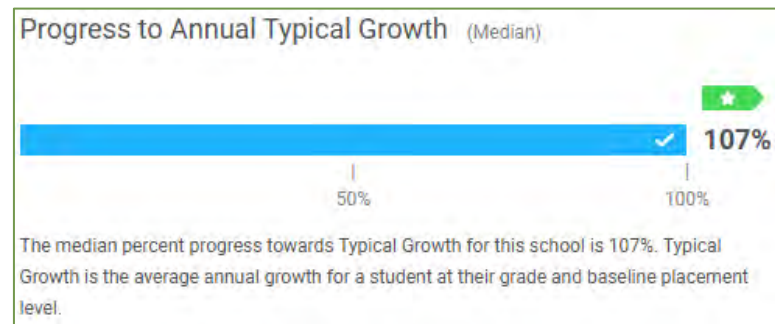
2024-2025 Annual Report



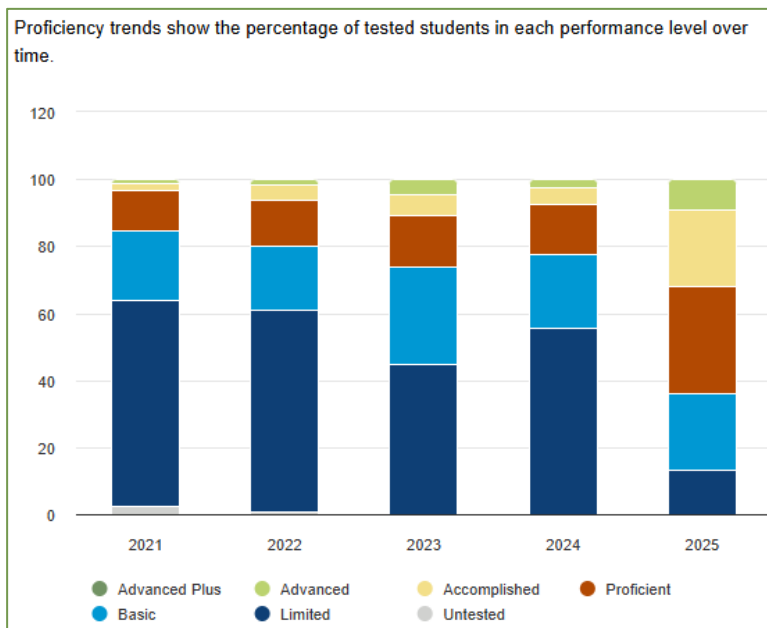
iReady Data Reading



iReady Data Mathematics



Percent Proficient at Ohio College Preparatory Academy



OUR HIGHLIGHTS:

Academic:

- #5 Charter School in Cuyahoga County
- Scores in Top 5% of Ohio Charter Schools
- 32-point Performance Index increase
- STEAM Instructional Lessons
- After-School Tutoring

Student Life:

- Viking of the Month
- Academic and Attendance Awards
- Heritage Celebrations
- Field Trips for PBIS
- Lil' Shoppers Shoppe for the Holidays
- Winter Wonderland Ball
- Ballroom Dancing Lessons
- Athletics Teams
- Spirit Weeks

Community:

- Fall Fest
- Trunk or Treat
- Turkey Thanksgiving Basket Raffle.
- Family Game Night

Staff Accolades:

- Staff Member of the Month



2024-2025 Annual Report



Financial Data:

State Sources	1,896,954
Federal Sources	452,950
Local Sources	7,572
Total Revenue	\$2,357,476

Salary & Wages	855,469
Employee Benefits	204,024
Purchased Services	1,786,528
Supplies & Materials	97,351
Capital Outlay	-
Other Expenses	103,265
Total Expenses	\$3,046,638

(1) Numbers in \$M

(2) At the time of publication, 2025 fiscal year data was not available from the Ohio Auditor of State. For updated information visit: www.auditor.state.oh.us



Sponsor Statement:

Ohio Council of Community Schools (OCCS) uses various methods to evaluate the school's performance including published tests and other academic scores such as the Ohio Department of Education & Workforce Local Report Card and supporting data. OCCS regional representatives visit our partner schools regularly ensuring compliance with federal, state, and contractual requirements.

